

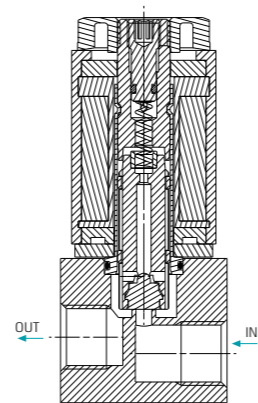
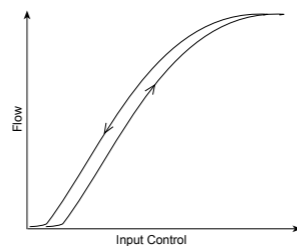
SOLENOID VALVES | Special Purpose

Proportional

G80-PR | Proportional 2 Way NC



Stainless Steel | 1/8"



Technical Data

Function	2 Way NC
Ports size	M5, #10UNF, 1/8" BSP & NPT
Orifice size	See table
Pressure range	Vacuum - see table
Kv (l/min)	See table
Temperature range	Fluid : -10°C to 80°C (no freezing) Ambient : -10°C to 55°C
Materials in contact with media	Main Valve: Aluminium, Brass, Stainless Steel AISI 316 Solenoid Operator: Stainless Steel AISI 300 & 400 series, Brass Seals: NBR, FPM (Viton®), EPDM (other, on request) Guide rings: PTFE
Media	Neutral gases, water, oil Max. viscosity 2lmm ² /s
The control parameter is the current in the coil!	
Operating current	100-500[mA] standard voltage 24V DC(=)
Electrical connection	Per DIN 43650-b, or 2 flying leads 18AWG (0.75mm ²) 300 mm length
Standard protection class	IP65 with connector

Guidelines for selection

- The pressure drop (ΔP) on the valve should be 30-50% or higher, of the total pressure drop in the system.
- Special consideration should be taken in choosing the right Kv of the valve as this factor determines the flow and pressure drop of the valve.
- To achieve better regulation performance when working without a control unit, the maximum pressure should be 12 times the working pressure. The maximum pressure can be adjusted using the upper screw.
- Inlet pressure should be kept constant during operation.

Standard calibration pressure (bar)

	Orifice size (mm)					
	1.0	1.2	1.6	2.0	2.4	3.0
Pressure rating (bar) ⁽¹⁾	10	8	6	5	4	2.5
Flow factor Kv(l/min)	0.5	0.65	1.0	1.6	2.0	2.8

- (1) From technical vacuum to max. rating
(2) Other calibration pressures on request

Flow regulation :

With control unit PWM 500[Hz] measured at constant ΔP (delta P)
 Hysteresis <5% of FS
 Repeatability <3% of FS
 Sensitivity <2% of FS

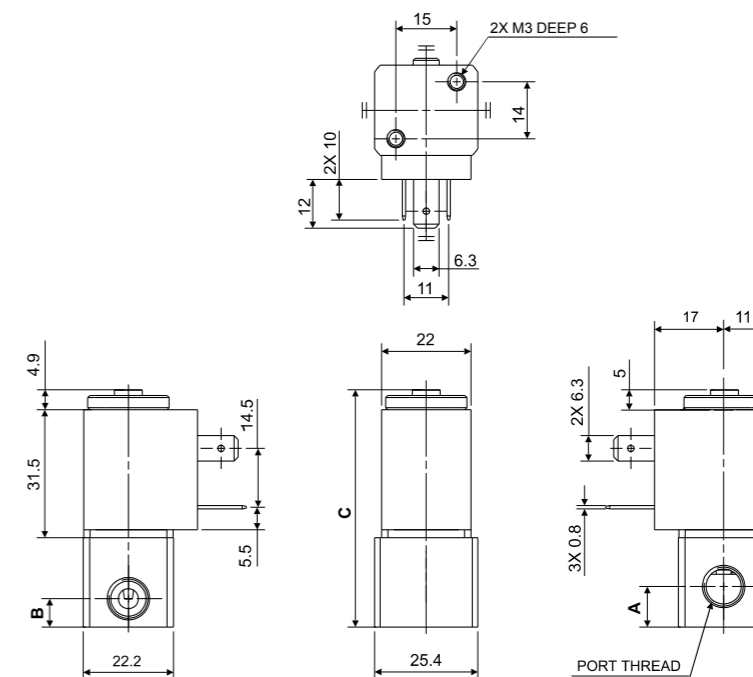
Voltage & Power Consumption

V	DC (W)	
	6.5	3
6	•	•
12	•	•
24	•	•
110		
230		

• Available options

Proportional | G80 | 2 Way NC

Dimensions



Port thread	A	B	C
M5, #10UNF	5.5	4	51.5
1/8"	10	7	58.5

How to Order

G80-PR	BODY ⁽¹⁾	PORT	FUNCTION	ORIFICE	SEALS	MANUAL OVERRIDE	CONNECTOR						
Aluminium	1	M5	00	2W NC	1	1.0	1	NBR	N	None	0	without	0
Brass	2	#10 UNF	01			1.2	2	FPM (Viton®)	V			with	1
Stainless Steel	3	1/8" BSP	10			1.6	3	EPDM	E				
		1/8" NPT	11			2.0	4						
						2.4	5						
						3.0	6						
						other	9						

Example : G80-PR-21015N0-1

G80 proportional direct operated, brass, 1/8"BSP, 2W NC, 2.4 orifice, NBR, without manual override, with connector.

G80-PR - 2 - 10 - 1 - 5 - N - 0 - 1

(1) For Stainless Steel tube, add "s" : e.g. G80-PR - Xs - X - X - X - X - X - X

* To order valves manufactured according to your specific requirements, please contact our technical sales department.