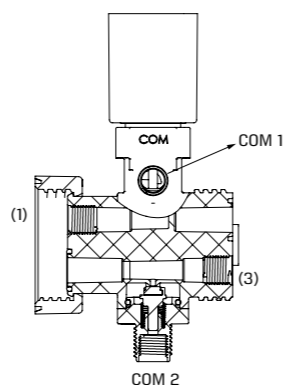


G75-VM | Modular Manifold



Technical Data

Function	3 Way NC, NO
Orifice size	1.8 mm
Pressure range	0 to 8 bar
Temperature range	Fluid : 0°C to 50°C (no freezing) Ambient : -10°C to 50°C
Materials in contact with media	Manual override: Plastic (Reinforced Nylon) Main Valve: Plastic (Reinforced Nylon & POM) Solenoid Operator: Stainless Steel AISI 300 & 400 series Seals: EPDM
Mounting	With bracket
Modular connection type	Thread type connection
Modular connection assembly recommendation	• Manually tighten one station to another • Using tools and/or excessive torques may lead to irreversible damage
Manual override	Latch : 3 position latch : Auto, Close, Open AC : 2 position : Auto, Open
Media	Air, water
Coil voltage	Latch, AC (according to table)
Standard protection class	IP66

* Can only be operated with supplied coil

PORT	NO	NC
1	Exhaust	Pressure
3	Pressure	Exhaust
COM	Out	Out

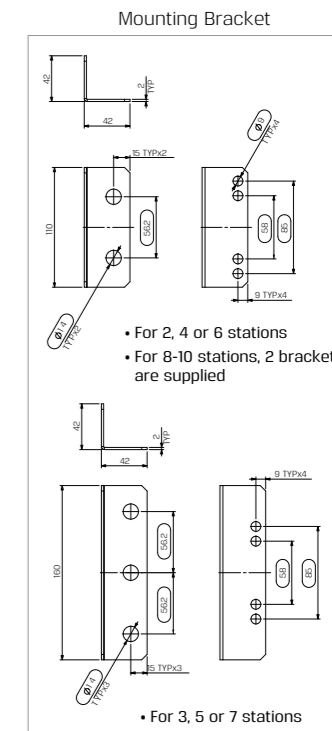
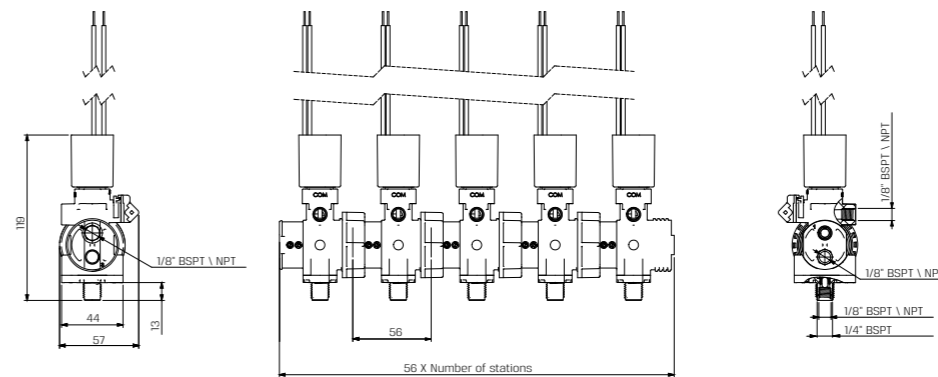
Voltage & Current AC & DC

Coil	Inrush [A]	Holding [A]
24VAC-50 Hz	0.33	0.21

Latch coil resistance vs Input voltage Recommendations chart

Resistance [Ω]	Input voltage range [V]
4	6 - 9
9	12 - 14
12	14 - 16
23	18 - 21

Dimensions



How to Order | Manifold

G75-VM	No. OF STATIONS (1)	BODY	PORT	FUNCTION	MANUAL OVERRIDE	ORIFICE	SEALS	TYPE	MOUNTING BRACKET	OUTLET (4)	WIRES
	Specify quantity: 2 - 10	Plastic 4	1/8" BSPT 10 1/8" NPT 11	3W NC 3 3W NO 4	Plastic 1	1.8 3a	EPDM E	24VAC-50Hz (2) S1 4Ω (3) SB 9Ω (3) SC 12Ω (3) SD 23Ω (3) S6	with 1	COM 1 1 COM 2 2	two Null three (5) a

Example : G75-VM-3410313aE-SB11
G75-VM manifold, 3 stations, plastic, 1/8" BSPT, 3W NC, plastic manual override, 1.8 orifice, EPDM seals, 4Ω latch, with mounting bracket, COM 1 outlet, two wires

G75-VM	-	3	4	10	3	1	3a	E	-	SB	1	1
--------	---	---	---	----	---	---	----	---	---	----	---	---

- (1) Manifold designed for a maximum of 10 stations, the use of more will reduce the outlet flow rate to all
- (2) Refer to Voltage & Current AC & DC
- (3) Refer to Latch coil resistance vs Input voltage | Recommendations chart
- (4) A plug will be fitted on the other outlet port
- (5) Latch only

How to Order | Manifold Components

G75-VM	TYPE	BODY	PORT	FUNCTION	MANUAL OVERRIDE	ORIFICE	SEALS	TYPE	OUTLET (3)	WIRES
	Left L Right R Middle M	Plastic 4	1/8" BSPT 10 1/8" NPT 11	3W NC 3 3W NO 4	Plastic 1	1.8 3a	EPDM E	24VAC-50Hz (1) S1 4Ω (2) SB 9Ω (2) SC 12Ω (2) SD 23Ω (2) S6	COM 1 1 COM 2 2	two Null three (4) a

Example : G75-VM-L410313aE-SB1
G75-VM Left component, plastic, 1/8" BSPT, 3W NC, plastic manual override 1.8 orifice, EPDM seals, 4Ω latch, COM 1 outlet, two wires

G75-VM	-	L	4	10	3	1	3a	E	-	SB	1
--------	---	---	---	----	---	---	----	---	---	----	---

- (1) Refer to Voltage & Current AC & DC
- (2) Refer to Latch coil resistance vs Input voltage | Recommendations chart
- (3) A plug will be fitted on the other outlet port
- (4) Latch only

* To order manifolds manufactured according to your specific requirements, please contact our technical sales department.